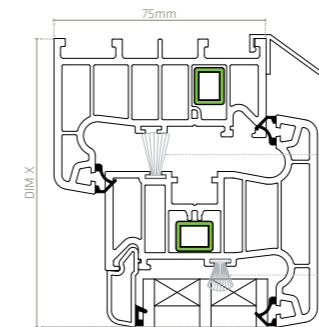


modus® Technical information Standard sash casement

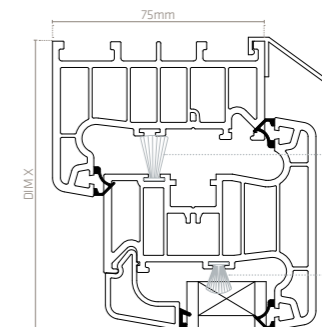


Standard sash window Triple-glazed

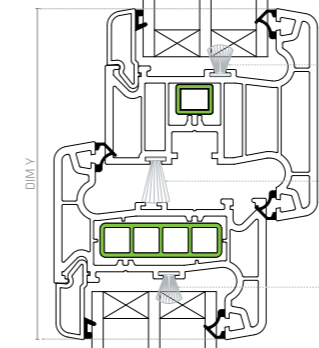
Standard sash window Double-glazed



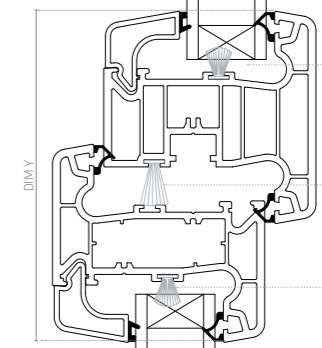
OPTIONAL
Third seals are an optional component



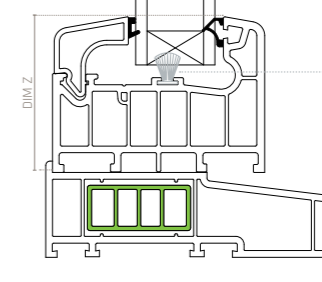
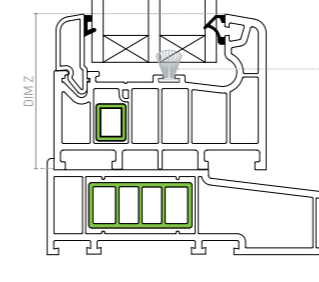
OPTIONAL
Third seals are an optional component



OPTIONAL
Third seals are an optional component



OPTIONAL
Third seals are an optional component



modus standard sash casement windows offer modern looks in all configuration styles

modus standard sash casement design offers a modern aesthetic to offer differentiation against traditional chamfered and ovolo systems. With a U-value as low as 0.7 possible with a triple-glazed unit and a French window option, it really is the future of PVC-U windows.

Min / max sizes	Width (mm)	Height (mm)
Top hung (espag)	Min: 320 Max: 1200	Min: 375 Max: 1350
Side hung	Min: 400 Max: 750	Min: 320 Max: 1500
Fixed	Max: 1500	Max: 2100

Config	Glass 1 (external)	Glass 2 (internal)	Glass 3 (internal)	Gas fill	Spacer bar	Reinforcing	WER	Energy index	U value
4/16/4/16/4	Optiwhite	Pilkington S1+	Pilkington S1+	Krypton	SuperSpacer Premium	Full Thermal	A+	15	0.7
4/16/4/16/4	Optiwhite	Pilkington KS	Pilkington KS	Argon	SuperSpacer Premium	Full Thermal	A+	31	0.8
4/20/4	Optiwhite	N/A	Pilkington KS	Argon	SwisSpacer Ultimate	None	A+	12	1.3
4/20/4	Diamant	N/A	Planitherm Total+	Argon	SuperSpacer Premium	None	A+	12	1.3
4/20/4	Clearvision	N/A	Planibel A	Argon	SuperSpacer Premium	None	A	9	1.4

Specifications and results may change. Please contact our Technical department for additional specifications and up to date results.

Frame dimension	Dim X
Main Frame (LSF 1021) with Sash T (LSF 1005)	102mm
Large Main Frame (LSF 1006) with Sash T (LSF 1005)	117mm

Frame dimension	Dim Y
Sash T (LSF 1005) with Transom Z (LSF 1003)	117mm
Sash T (LSF 1005) with Intermediate Transom Z (LSF 1023)	132mm

Frame dimension	Dim Z
Main Frame (LSF 1021)	55mm
Large Main Frame (LSF 1006)	70mm