

ALUK[®]
58BW ST HI Steel
Replacement Window

SLIM
DURABLE
SECURE

 Quantum Windows

Quantum Windows
11 Causeway Road
Corby
NN17 4DU

01536 260300

quotes@quantumwindows.co.uk

58BW ST HI STEEL REPLACEMENT WINDOW CONTENT

The look of steel, the benefits of aluminium.

A win-win for designers and homeowners alike. Featuring industry leading build quality, our 58BW ST HI aluminium windows are an ideal replacement for existing steel windows. In addition to impressive high thermal and acoustic performance, the design also replicates the minimal sight lines associated with steel windows, whilst providing superior performance and security. Yet another win-win.

DESIGN FEATURES

- Certified under the Secured By Design scheme
- Tested to PAS 24
- Green guide rated A
- Integrated deep head profiles for ease of trickle ventilation
- Unique polyamide thermal break design to improve thermal performance

OPTIONS

- 58mm or 70mm frame depth to accommodate varying types of applications
- Internally or externally glazed
- Glazing 24mm – 32mm
- Available for Lifetime Homes (LFT)
- Available in a range of single or dual colour and anodised finishes
- Available in the following aesthetics: Bay, Heritage and Contemporary
- Available in the following configurations: top hung, bottom hung, side hung, fixed light, multi-light and French casement



SPECIFICATIONS

PERFORMANCE & ACCREDITATION

PERFORMANCE & ACCREDITATION	OUTWARD OPENING
• U-value (double glazing)	1.4 W/m ² K
† U-value (triple glazing)	1.1 W/m ² K
Window energy rating (WER)	A - B
Green guide rating	A rated
Acoustic performance (dB)	Rw (C;Ctr) 43 (-2;-5) dB
Air tightness (Pa)	Class 4 (600 Pa)
Water tightness (Pa)	Class 9a (600 Pa)
Wind load (Pa)	Class E2400 (2400 Pa)
Security	PAS 24
3rd party certification	Q-mark
Secured by design	Yes

CONFIGURATIONS

Opening	Open out
Top hung	✓
Side hung	✓
Bottom hung	✓
Fixed light	✓
Multi-light	✓

SIZE LIMITS

Top hung (max weight)	35 Kg
Side hung (max weight)	24 Kg
Bottom hung (max weight)	60 Kg (3 hinges)
Fixed light (max weight)	250 Kg

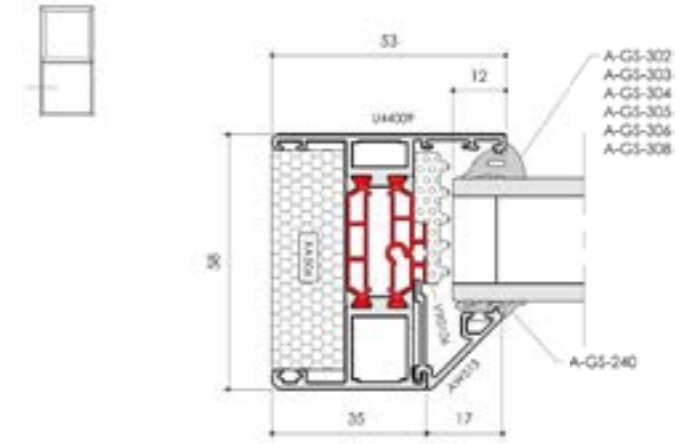
SYSTEM FEATURES

Frame depth	58mm and 70mm
Dual colour option	✓
Multi-point locking	✓
Glazing options	250 Kg
Glazing thickness	24mm - 32mm
Sightline (Frame to Vent)	66mm
Sightline (Vent to Mullion)	81mm
Sightline (Fixed Light)	43mm

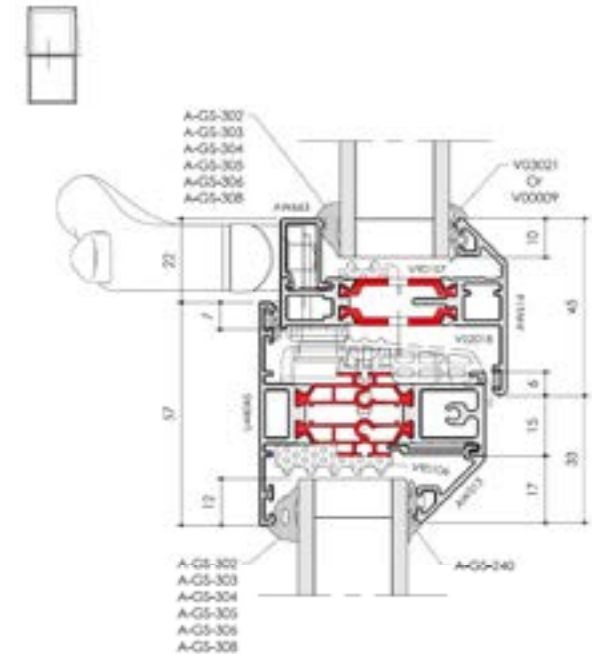
AESTHETICS

Bay	✓
Contemporary	✓
Heritage	✓

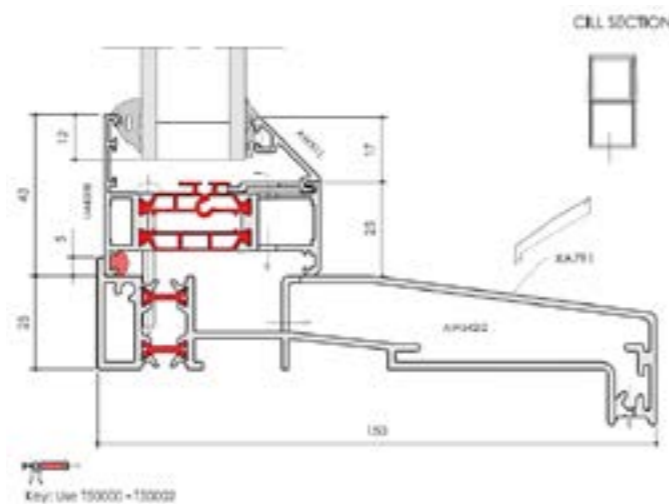
Fixed Jamb Detail



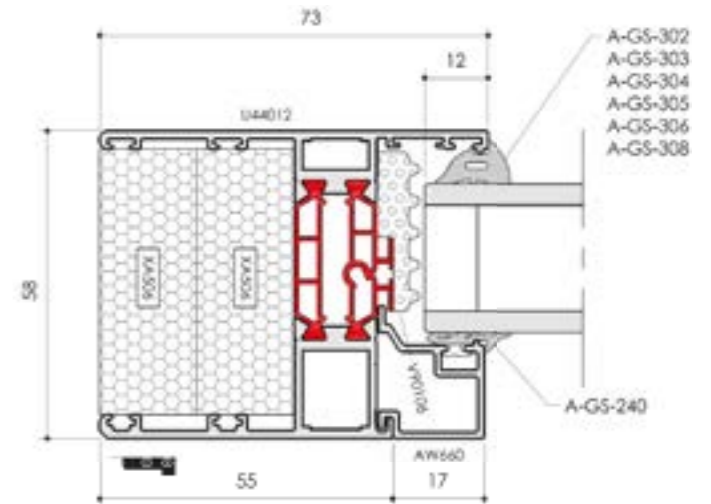
Heritage Transom Detail



Cill Detail



Deep Frame Detail



*Specifications show what can be achieved with the system but not all products will meet them automatically (depending on size, configuration, e.t.c.). Any specific requirements should be discussed with the technical team before ordering. The specifications on this page are subject to change without warning.